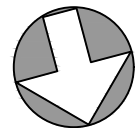




**MAIN FLOOR**  
**2722 SQ. FT.**  
**9' CEILING HEIGHT**

**NORTH**



0' 10' 20'  
**SCALE**

2946 FISHBOAT BAY ROAD  
SEPTEMBER 26, 2023

PREPARED FOR THE EXCLUSIVE USE OF THOMAS KALA  
PLANS MAY NOT BE 100% ACCURATE, IF CRITICAL BUYER TO VERIFY.

FLOOR	AREA (SQ. FT.)			
	FINISHED	UNFINISHED	GARAGE	DECK / PATIO
MAIN	2722	-	878	1412
UPPER	1356	-	-	252
LOWER	100	444	-	-
GARAGE UP.	1185	-	-	-
TOTAL	5363	444	878	1664

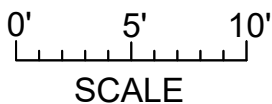
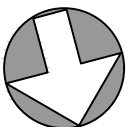


250-884-9753  
matt@propermeasure.com  
www.propermeasure.com

**UPPER FLOOR**  
**1356 SQ. FT.**  
**9'-5" CEILING HEIGHT**



**NORTH**

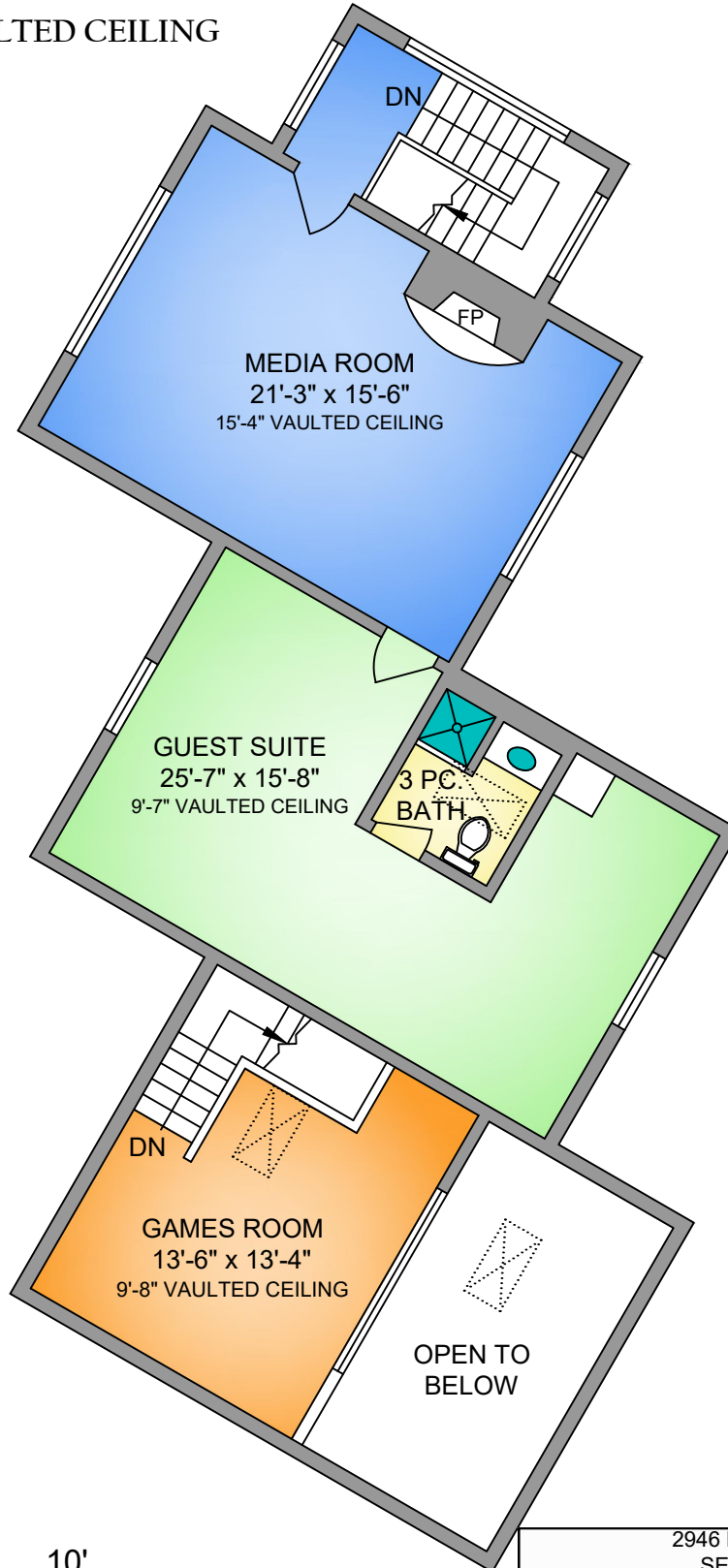


2946 FISHBOAT BAY ROAD SEPTEMBER 26, 2023 PREPARED FOR THE EXCLUSIVE USE OF THOMAS KALA PLANS MAY NOT BE 100% ACCURATE, IF CRITICAL BUYER TO VERIFY.				
FLOOR	AREA (SQ. FT.)			
	FINISHED	UNFINISHED	GARAGE	DECK / PATIO
MAIN	2722	-	878	1412
UPPER	1356	-	-	252
LOWER	100	444	-	-
GARAGE UP.	1185	-	-	-
<b>TOTAL</b>	<b>5363</b>	<b>444</b>	<b>878</b>	<b>1664</b>

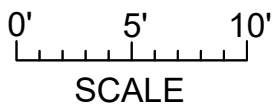
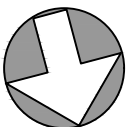
# UPPER FLOOR - ABOVE GARAGE

1185 SQ. FT.

9'-8" TO 15'-4" VAULTED CEILING



NORTH



SCALE

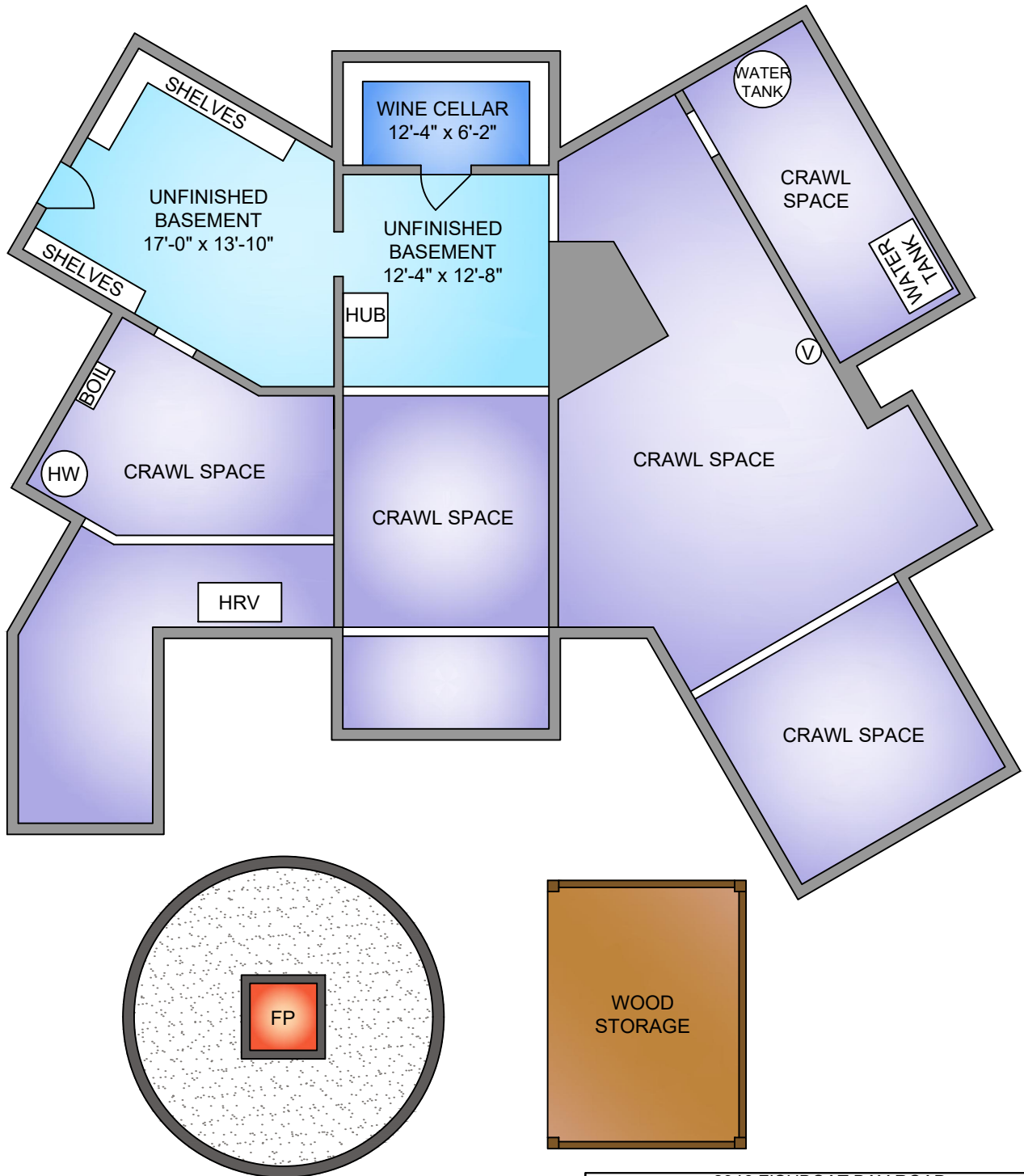


250-884-9753  
matt@propermeasure.com  
www.propermeasure.com

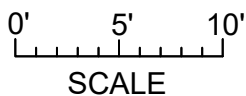
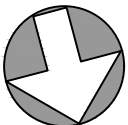
2946 FISHBOAT BAY ROAD SEPTEMBER 26, 2023 PREPARED FOR THE EXCLUSIVE USE OF THOMAS KALA PLANS MAY NOT BE 100% ACCURATE, IF CRITICAL BUYER TO VERIFY.				
FLOOR	AREA (SQ. FT.)			
	FINISHED	UNFINISHED	GARAGE	DECK / PATIO
MAIN	2722	-	878	1412
UPPER	1356	-	-	252
LOWER	100	444	-	-
GARAGE UP.	1185	-	-	-
TOTAL	5363	444	878	1664



# LOWER FLOOR 100 SQ. FT. 6'-4" CEILING HEIGHT



NORTH



2946 FISHBOAT BAY ROAD SEPTEMBER 26, 2023 PREPARED FOR THE EXCLUSIVE USE OF THOMAS KALA PLANS MAY NOT BE 100% ACCURATE, IF CRITICAL BUYER TO VERIFY.				
FLOOR	AREA (SQ. FT.)			
	FINISHED	UNFINISHED	GARAGE	DECK / PATIO
MAIN	2722	-	878	1412
UPPER	1356	-	-	252
LOWER	100	444	-	-
GARAGE UP.	1185	-	-	-
TOTAL	5363	444	878	1664